

A

Benenne die Noten.

1

2

3

4

Fülle die Lücken mit Notenwerten und klatsche die Rhythmen.

5

6

7

8

Notiere die Töne.

9
c' h c' a h c' a g h g f a c'

10
c' d' c' e' d' c' e' f' d' f' g' e' c'


Schreibe die Notenzeile in die darunterliegende ab.

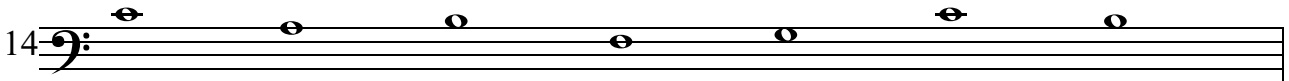
11 

12 


B

Bennene die Noten.

13 


14 

15 

16 

Fülle die Lücken mit Notenwerten und klatsche die Rhythmen.


17 


18 

19 

20 


Notiere die Töne.

21 


22 

Schreibe die Notenzeile in die darunterliegende ab.

23 



24 



C

Benenne die Noten.

25

26

27

28

Korrigiere die Fehler.

29

30

31

32


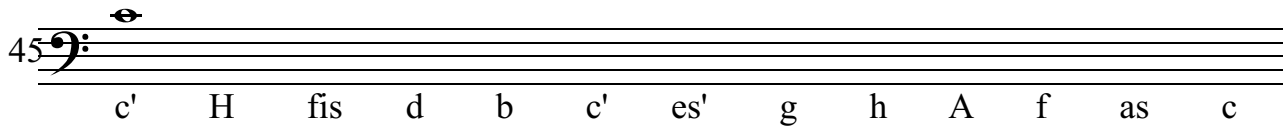
Notiere die Töne.

33
c' h c fis b c' a g d g d' a c

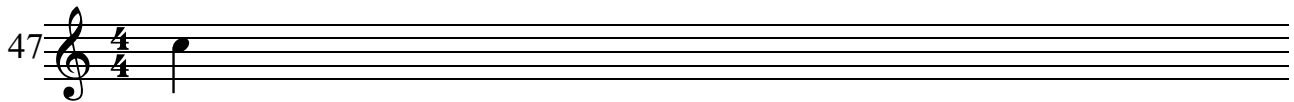
34
c' g' c'' es' a' c' b' h d' fis' g' e' c''




Notiere die Töne.



Schreibe die Notenzeile Nr. 35 in den Violinschlüssel um.



Schreibe die Notenzeile Nr. 36 in den Bassschlüssel um.



Denk dir selber eine Melodie aus, schreibe sie auf und spiele sie.

